




























						S1	S2	S3	S4	S5	S6	S7	S8	S9	S10	L	A	E	Diff.	Time	Total	Score	
1.	#322	WALKES	Corey	 GBR	2001	0 2	1 3	0 2	1 2	2 3	1 2	1 3	1 2	1 3	2 3	0 1	0 0	27.0 22.2			17.275 15.970	44.275 51.670	95.945
2.	#321	STAMP	Andrew	 GBR	2001	1 2	0 2	0 2	1 1	1 1	0 1	1 2	2 2	1 2	1 2	0 1	0 0	27.6 24.6			16.755 16.220	44.355 51.320	95.675
3.	#324	NORTHOVER	Rhys	 GBR	2000	0 2	1 3	1 3	2 3	2 3	2 2	1 3	1 2	2 2	2 3	1 0	0 0	25.5 22.2			17.285 16.025	42.785 51.925	94.710
4.	#484	UNNO	Hiroto	 JPN	2000	0 2	1 2	1 2	1 2	2 2	2 3	2 3	2 3	1 3	2 2	0 0	0 0	25.8 22.8			16.755 15.970	42.555 52.070	94.625
5.	#158	CHARTIER	Jeremy	 CAN	2001	1 2	2 2	2 3	2 2	2 2	2 2	2 3	1 2	1 2	2 2	0 1	0 0	24.9 23.1			15.630 15.785	40.530 51.985	92.515
6.	#412	SCHULDT	Matthias	 GER	2000	1 3	2 3	1 3	1 3	1 3	1 3	2 3	2 3	1 3	3 4	1 0	0 0	25.2 20.7			16.800 15.990	42.000 50.190	92.190
7.	#546	RODRIGUEZ HERNANDEZ	Victor	 MEX	2001	1 2	1 2	1 3	2 2	1 2	1 2	2 2	1 2	2 2	3 3	0 0	0 0	25.5 23.4			16.505 15.800	42.005 50.100	92.105
8.	#854	LACHAVANNE	Sebastien	 SUI	2000	2 2	2 3	1 2	1 2	3 3	2 3	1 3	2 3	2 3	2 3	0 1	0 0	24.6 21.6			16.490 15.545	41.090 50.845	91.935
9.	#323	BURAVYTSKIY	Peter	 GBR	2001	0 2	0 2	0 2	1 2	1 2	1 3	2 2	1 2	1 2	1 3	0 0	0 0	27.6 23.4			15.170 14.605	42.770 49.105	91.875
10.	#868	HOLGERSSON	Sven Felix	 SWE	2000	1 3	1 3	2 3	2 4	2 3	1 3	2 2	1 1	1 2	1 3	0 1	0 0	25.8 21.3			16.080 14.735	41.880 49.335	91.215
11.	#753	KOCHETKOV	Sergey	 RUS	2001	2 2	2 1	2 2	1 3	1 2	2 1	2 2	1 2	1 2	1 2	1 5	0 0	25.2 22.8			16.275 15.175	41.475 48.975	90.450
12.	#142	YORDANOV	Ivelin	 BUL	2000	2 3	1 2	1 3	1 3	3 3	2 3	1 2	1 2	2 2	1 3	1 1	0 0	25.2 21.9			16.470 15.255	41.670 48.655	90.325
13.	#485	SHINTANI	Ryosuke	 JPN	2000	0 2	1 3	1 3	2 2	2 2	1 1	1 2	0 3	2 2	2 2	1 1	0 0	26.1 23.1			16.655 15.600	42.755 47.500	90.255
14.	#751	NOVIKOV	Roman	 RUS	2000	3 2	2 2	3 2	2 2	1 2	3 2	2 2	2 2	3 2	2 3	0 0	0 0	23.1 23.7			16.045 16.140	39.145 51.040	90.185
15.	#99	FELIX DE MOURA	Pedro	 BRA	2001	1 2	0 2	1 3	2 3	2 3	1 2	1 2	2 3	1 2	2 2	0 1	0 0	26.1 22.5			15.785 14.595	41.885 48.295	90.180
16.	#853	AMSLER	Yann	 SUI	2000	1 2	1 2	2 3	2 2	2 3	2 2	1 3	2 3	2 3	2 4	0 2	0 0	24.9 21.3			16.450 15.830	41.350 48.830	90.180
17.	#450	MAKRIS	Dimitrios	 GRE	2001	1 2	0 1	1 2	1 2	1 3	2 2	1 2	0 2	2 2	3 2	1 1	0 0	26.1 23.7			15.275 14.460	41.375 48.560	89.935
18.	#287	RIOU	Florestan	 FRA	2001	2 2	3 2	2 2	2 2	2 2	2 2	2 3	1 2	2 2	2 3	0 0	0 0	24.0 23.4			16.315 15.475	40.315 49.275	89.590
19.	#21	WIZANI	Benny	 AUT	2001	0 3	0 3	1 2	1 2	2 3	3 4	3 3	1 3	2 3	2 4	2 2	0 0	24.9 20.4			16.015 15.480	40.915 48.580	89.495
20.	#286	DURAND	Valentin	 FRA	2000	1 3	1 3	1 2	2 3	3 2	2 2	1 2	1 2	1 2	2 2	1 0	0 0	25.2 23.1			15.880 15.400	41.080 48.300	89.380
21.	#71	SHAIKO	Anton	 BLR	2001	0 2	1 2	1 3	2 1	2 3	2 3	2 3	1 3	2 2	2 3	0 1	0 0	25.5 22.2			15.100 14.275	40.600 48.775	89.375
22.	#157	LAVALLEE	Zachary	 CAN	2000	1 2	1 2	1 2	1 3	1 2	1 2	2 2	2 2	1 2	1 3	0 2	0 0	26.4 22.8			14.835 14.525	41.235 47.625	88.860
23.	#549	OMMUNDSEN G CANTON	Olsen	 MEX	2000	2 2	2 1	1 2	2 2	2 3	1 2	1 2	1 2	1 2	1 3	2 1	0 0	25.2 23.4			15.290 15.630	40.490 48.130	88.620
24.	#882	GURER	Afer Mert	 TUR	2000	1 2	1 2	1 2	2 1	2 2	2 2	1 2	2 2	2 2	2 2	0 0	0 1	25.2 24.0			14.990 15.140	40.190 47.140	87.330
25.	#593	VAN DER KOLK	Mel	 NED	2000	2 2	3 1	2 3	2 2	1 2	1 2	2 2	1 2	1 3	2 3	2 1	0 0	24.3 23.1			15.290 14.335	39.590 47.435	87.025
26.	#547	PARDIO CERON	Jose Antonio	 MEX	2000	2 2	1 2	1 2	1 3	2 2	2 3	3 2	2 2	3 2	4 3	1 0	0 0	23.4 23.1			15.965 15.000	39.365 47.600	86.965
27.	#592	ABRAHAMS	Michael	 NED	2001	1 2	1 2	2 3	1 3	2 3	2 3	1 3	2 3	2 3	2 4	2 1	0 0	24.6 20.7			15.555 14.915	40.155 46.715	86.870
28.	#276	TUURI	Antti Aaron Alexander	 FIN	2000	2 3	2 2	2 3	2 2	3 3	3 2	3 2	2 3	2 3	2 3	0 1	0 0	23.1 21.9			15.640 15.390	38.740 47.690	86.430
29.	#660	FERNANDES	Afonso	 POR	2000	1 3	1 3	1 3	1 3	2 3	2 2	2 3	3 3	2 2	2 4	0 10	0 0	24.9 18.3			15.945 15.025	40.845 45.225	86.070

30.	#594	BERGSMA	Daan Paul		NED	2000	2 3	2 2	2 3	2 2	1 3	1 3	2 3	2 3	2 3	2 4	0 2	0 0	24.6 20.7		15.755 14.890	40.355 45.590	85.945
31.	#896	PADILLA	Ruben Alonzo		USA	2001	2 3	1 3	2 3	3 2	3 3	3 3	2 2	3 2	2 2	2 3	0 0	0 0	23.1 22.2		14.560 14.060	37.660 48.260	85.920
32.	#548	DEL ROSARIO VIEYRA	Alfonso		MEX	2000	1 3	1 3	2 3	3 3	2 3	2 3	2 3	2 3	3 3	2 3	0 0	0 0	24.0 21.0		15.580 14.890	39.580 45.490	85.070
33.	#414	RIETSCHER	Tony		GER	2000	1 3	2 3	1 4	2 3	2 4	2 4	3 4	3 4	2 4	2 4	1 1	0 0	23.7 18.6		15.140 13.940	38.840 45.240	84.080
34.	#1	SABOUR	Abdelkader		ALG	2000	1 3	1 3	1 3	2 4	2 3	2 3	2 2	2 3	2 3	3 3	1 1	0 0	24.3 20.7		15.285 14.775	39.585 44.475	84.060
35.	#98	DORIM FONSECA	Joao Francisco		BRA	2001	3 2	2 3	3 3	3 3	2 4	2 3	2 2	3 3	3 3	2 4	0 1	0 0	22.5 20.7		15.235 14.510	37.735 46.210	83.945
36.	#659	FELIX	Joao		POR	2001	2 3	2 3	2 3	2 3	2 3	2 3	3 3	2 4	2 4	2 3	1 1	0 0	23.4 20.1		15.520 14.710	38.920 44.510	83.430
37.	#661	TOVAR FARO	Goncalo		POR	2000	1 2	2 3	2 3	2 3	3 4	3 4	2 4	2 3	2 3	2 4	0 10	0 0	23.7 17.1		15.725 14.760	39.425 43.260	82.685
38.	#869	PETTERSSON	Max Herman		SWE	2000	2 3	3 3	2 3	2 4	3 3	2 4	3 3	3 3	3 3	3 3	1 2	0 0	21.9 19.8		16.010 15.380	37.910 44.480	82.390
39.	#881	GULEN	Erce		TUR	2000	2 2	2 3	3 3	3 3	2 3	3 3	2 3	2 3	3 3	3 3	1 0	0 0	22.2 21.3		15.255 14.340	37.455 44.440	81.895
40.	#159	BLAIS	Duncan Robert		CAN	2000	1 2	1 4	2 3	2 3	2 4	2 3	3 3	3 4	3 4	4 4	0 1	0 0	23.1 19.8		15.295 13.905	38.395 43.405	81.800
41.	#100	DIAS DA CUNHA JUNIOR	Rafael		BRA	2000	2 3	2 2	2 3	3 3	2 3	4 3	2 3	2 2	2 3	3 4	1 2	0 0	22.5 20.7		15.360 14.865	37.860 43.765	81.625
42.	#855	WYSS	Robin		SUI	2001	2 2	2 3	1 3	2 2	2 2	1 2	3 3	2 3	2 2	3 3	0 2	0 0	24.0 21.9		13.630 13.430	37.630 43.530	81.160
43.	#752	KOMBAROV	Vladislav		RUS	2001	1 2	1 2	1 3	1 2	1 1	1 2	1 2	1 2	0 2	1 1	1 1	0 0	27.0 16.8		16.275 10.640	43.275 36.040	79.315
44.	#880	ALTINEL	Koray		TUR	2000	1 3	2 3	2 2	2 4	3 3	3 2	3 3	2 4				0 0	18.6 20.7		12.695 14.945	31.295 45.145	76.440
45.	#70	FOMCHANKA	Mikita		BLR	2001	1 2	1 3	1 3	2 2	2 3	2 4	1 1	1 1	1 1	1 1	1 0	0 0	25.8 12.9		16.090 8.900	41.890 29.700	71.590
46.	#644	WYSKIEL	Maciej		POL	2001	2 3	2 4	2 4	2 5	3 5	3 5	2 4	3 4	2 2	2 2	0 0	0 0	23.1 12.0		16.320 10.640	39.420 29.040	68.460
47.	#895	ISENBERG	Joseph		USA	2001	1 3	1 3	1 3	1 3	2 2	2 2	2 2	2 2	2 3	3 3	1 0	0 0	24.6 8.4		15.950 6.220	40.550 20.020	60.570
48.	#415	JACOBSEN	Jan		GER	2001	3 3	2 3	3 4	3 4		3 3	3 3					0 1	8.7 19.8		6.020 13.690	14.720 42.690	57.410
49.	#595	VAN LANGEN	Max Anthony		NED	2000	1 4	1 3	2 3	2 2	2 2	2 2	2 2	2 2	2 2	2 2	0 0	0 0	24.6 6.0		15.510 4.710	40.110 14.910	55.020
50.	#483	ORITA	Yura		JPN	2000	1 2	1 3	1 2	2 1	1 1	1 1	1 1	1 2	1 1	1 1	1 0	0 0	26.1 4.5		16.555 3.315	42.655 10.715	53.370
51.	#413	BEST	Moritz Martin		GER	2000	0 2	1 3	1 2	1 1	1 2	2 2	2 2	2 1	2 2	1 1	1 0	0 0	25.8 4.5		16.305 3.235	42.105 10.635	52.740
52.	#894	REICHEL	Armand Duvall		USA	2001	2 3	3 3	3 3	2 2	3 3	3 3	3 3	3 3	2 2	0 0	0 0	21.9 6.3		14.980 4.580	36.880 14.680	51.560	
53.	#662	TAVARES	Ruben		POR	2001	1 2	1 3	2 2	2 2	2 2	2 2	2 2	2 2	2 2	0 0	0 0	24.6 4.5		16.135 3.075	40.735 10.075	50.810	
54.	#870	AAKERMAN	Daniel		SWE	2000	2 3	2 4	3 4	3 4	3 3	4 4	4 3	3 2	3 3	1 1	0 0	21.0 5.7		15.805 4.635	36.805 13.935	50.740	
55.	#97	FERREIRA CAMARGOS	Vitor		BRA	2001	2 2	2 3	2 2	2 2	2 3	3 3	2 2	2 2	3 3	1 1	0 0	22.8 4.5		15.615 3.020	38.415 10.020	48.435	
56.	#534	CUGUNOVAS	Eigirdas		LTU	2000	3 4	3 2	3 3	2 3	3 3	3 3	3 3	3 3	3 3	2 2	0 0	20.7 1.8		14.070 1.470	34.770 4.770	39.540	

Generated by sporttech.io official scoring system at **Nov 14, 2014 3:37:06 PM**. Live results at [www.sporttech.io/explore](http://www.sporttech.io/explore).

